











Be Well

Design by Lila's Studio

	DMC
	610
	317
	3362
	152
	3722
	161
	3822
	612
	732
	3865

Total stitch count: 62w x 60h

Fabric: 40 count Sand by Picture This Plus or use your own fabric.

On a 40 count fabric, the finished size is 3" x 3"

Cross stitch with 1 floss over 2 fabric threads.

Use 2 threads of DMC 317 to cross stitch the eye and straight stitch above the eye with the same thread color.











Stitch your initial in the bottom box as shown on the chart. It is an option if you would like to stitch the initial of the recipient of your gift, shown on the upper right box.

Finish as a pillow and add trims of your choice or frame it.

Note: Feel free to change the colors of the threads. I used some of the leftover threads from previous projects.

Use the Alphabet chart below to customize your project. This was from a previous project so the color symbol does not apply. Use your choice of color for the Initial.

Be well, enjoy and happy stitching!

	DMC
	610
	317
	3362
	152
	3722
	161
	3822
	612
	732
	3865

